



1. Go to <http://bld.enkilibrary.org/> to access the Enki library of eBooks.
2. Using your library card number and PIN, log in to your Enki account.

enki
electronic books

Login to view your account.

Enter your library card number

Enter your library card password
PIN

Reveal Password
 Remember Me

LOGIN

3. Browse or search for eBooks using the genre tabs or the search box.

enki
electronic books

Keyword Search **GO**

Advanced Search English Español Tutorial Help

New Fiction New Nonfiction Available Now New Romance Kids


My Account

- Checked Out eBooks (0)
- Available Holds eBooks (0)
- On Hold eBooks (0)
- Wish Lists
- Profile
- My Saved Searches

Double Dip
Archer, Gretchen

4. Click on the image of the eBook you would like to check out. A new screen will open with the eBook information. If the eBook is available, click the **Checkout** button.

Boy in the Box
by Nelson, Lee J.



Available Online
1 total copy, 1 is available.
0 people are on the wait list.

Description
A newcomer to New York searches for and imprisoned in a box. When he tries indifference or disbelief.

Checkout

5. Congratulations! The eBook is now checked out to your account. You can begin reading now in your browser by clicking the **Read Online** button.

Home My Account My eContent

My Account

- Checked Out eBooks (1)
- Available Holds eBooks (0)
- On Hold eBooks (0)

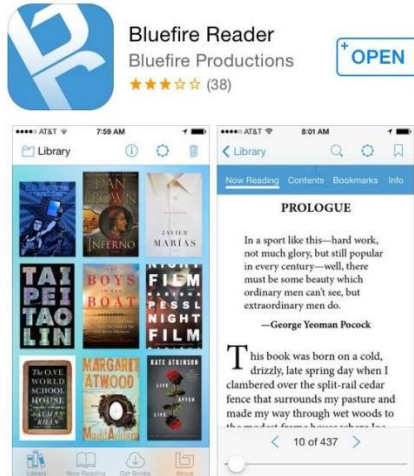
Your eContent

Checked Out

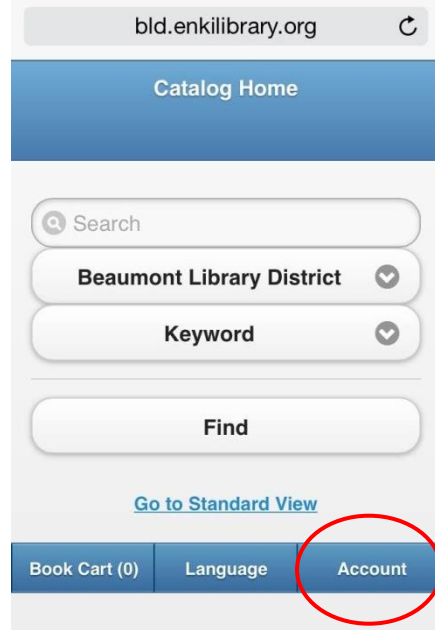
Title	Source	Out	Due	Wait List	Rating	Read
Boy in the Box	rowman	Nov 17, 2014	Dec 8, 2014	0	☆☆☆☆☆ (0) Add a Review	Read Online Return Now Download



1. You can also read your borrowed eBooks using the **Bluefire Reader** app. Using your device's app store (Apple App Store, Google Play Store, etc.) download and install the app onto your device.

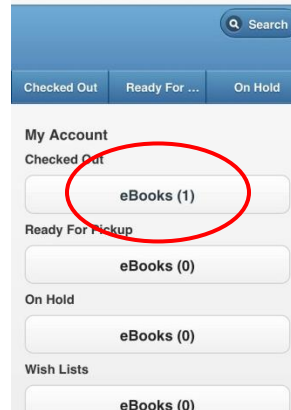


2. To read your borrowed eBook in the Bluefire Reader app, make sure that you are connected to a WiFi network and use your device's browser (Safari, Chrome, etc.) to go to the library's Enki page <http://bld.enkilibrary.org/> and click **Account**.

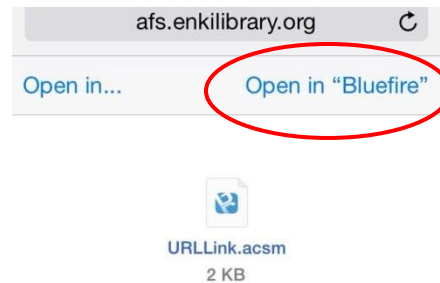
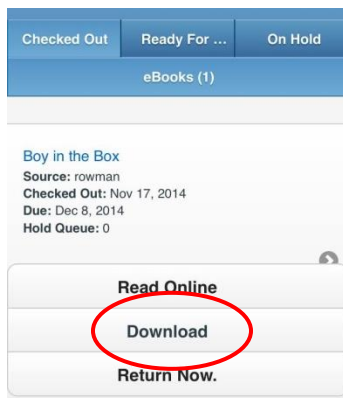




3. Enter your library card number and PIN and click **Login**. Then click **eBooks** under Checked Out.

A login form with a blue header. It contains fields for 'Enter your library card number' and 'Enter your library card password PIN'. There are checkboxes for 'Reveal Password' and 'Remember Me', and a 'Login' button at the bottom.

4. Now click **Download**, then select Open in **Bluefire**.



5. Your Bluefire Reader app will open showing all of the eBooks you currently have downloaded. Select a book and begin reading!

